

WATCH PARTY GAMES

Need some pre-game activities?

**Looking for something to entertain those
who don't watch the game?**

In need of some half-time competition?

**We have the activities for
you right here!**

**No need to search yourself, our Events team
found the fun for you, all you have to do is
gather the supplies and let the competitions
begin!**



Air Force Tailgate Toss

A classic game is corn hole, fun for all ages. With a little creativity you can turn your boards into an AF tailgate toss game.

Air Force Yard Dice

Perfect for kids and adults. Play on grass or turf surfaces. Keep score to see who will take home the prize.



Minute 2 Win It

The next 2 games are minute to win it games and depending on the number of people playing, there are different ways you can play them. It's up to you how you'd like to play them, just do what works best for you.

Style #1: Player vs. Clock – In this version, one player will be trying to complete the game in under a minute. If they do, they win a prize. If not, let someone else have a shot. If you go with this style, I recommend choosing a different person for each game.

Style #2: Head to Head – In this style, you'll pick two players for each game who will going head to head against each other playing a game rather than trying to beat the clock. The first person to finish wins the prize. Again, rotate through pairs for each game, repeating players as necessary.

GO LONG—MINUTE 2 WIN IT


Supplies:

- little plastic football players with bases (or other football player figures)
- Index cards with 5 yards, 10 yards, and 20 yards written onto them
- Tape

How to Play:

Before the game, tape index cards that say 5 yards, 10 yards, and 20 yards onto a table securely. To play, players must stand on one side of the table and slide the football players across the table, trying to get them to land on the index cards. To win, they must get their players to land on a total of 100 yards (touchdown!). You can either allow them to go over 100 yards or if they go over, they must start over and try again.

First player to get to 100 yards wins.



FACE GOAL—MINUTE 2 WIN IT

For this game, you'll need two players and these mini stuffed footballs.

Have one player stand about 10 yards away from the other player and give them a bucket of small footballs. The second player will stand with their hands upright in field goal/touchdown position. To play, the first player must hike footballs (like hiking a football) underneath their legs into the field goal of the other person, without hitting them in the face. The footballs only count if they go through the player's arms, not above or around them. First team to hike 7 footballs through the field goal wins.

PICK SIX

I'm not sure why but kids are obsessed with those little rubber ducks and they have them in every shape and color these days. Grab a pack of those ducks, number them 1-6, and put them in a bucket of water.

To play, kids have to pick one of the ducks out of the bowl and try to get a six. If they don't get a six, they have to do something the number of times they got on the duck – things like jumping jacks, spin in a circle, high fives, etc. Once they're done, they can pick another duck and keep going doing the same thing until they get a six. Picking a six gets them a prize.


Have some paper towel on hand for anyone who might get a little wet.



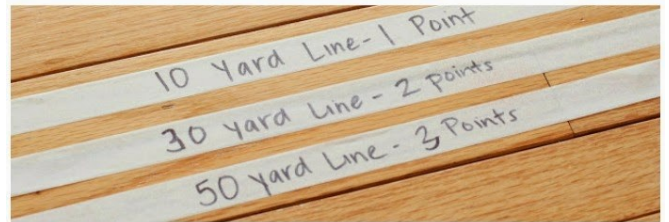
DESIGN YOUR OWN AF JERSEY ACTIVITY

Another fun activity for kids for any party is decorating cookies. In the case of a game day party, we did decorating their own football jerseys. You can use sugar cookie or short bread cookie recipe's and shape them into jerseys.

Make sure to keep plenty of paper towels around so frosting covered fingers can find a napkin rather than a sleeve.



SIMPLE FOOTBALL PARTY GAME



GOAL POST TOSS

- light colored masking or electrical tape
- sidewalk chalk
- foam/soft football
- one piece of black poster board
- prizes

Have players toss a foam football at goal posts taped onto a piece of black poster board. By marking the end of the football with sidewalk chalk before they toss it, we can tell if the football actually made it in the goal post or not because the chalk makes a mark on the black poster board.

Tape three lines five feet, ten feet, and 15 feet away from the wall where players will have to toss the footballs from. Everyone will be given the chance to toss the football five times and can choose which line to stand behind for each toss to try and earn the most points.

Scoring is as follows:

- 5 foot line: 1 point each
- 10 foot line: 2 points each
- 15 foot line: 3 points each

The player with the most points at the end of the game wins a prize.

For small kids you can cut out footballs with doublesided tape on the back. Blindfold and spin them around in a couple of circles then have them walk to pin the football between the posts.



AF FOOTBALL BINGO

Creating a bingo card is easy and fun. Get a blank bingo card and sharpie.

Fill the squares with game plays, phrases, commentator quotes, score #'s and fun facts. Common things that happen during a game.

To make it kid friendly, use easy labels, like players names, mascots, band music playing, a referee whistle, etc...

Host Instructions (optional):

- Decide when to start and select your goal(s)
- Designate a judge to announce events randomly or as they happen
- Cross off events from the list when announced

Goals:

- First to get any line (up, down, left, right, diagonally)
- First to get the four corners
- First to get two diagonal lines through the middle (an "X")
- First to get all squares

Player Instructions:

- Check off events on your card as they occur
- If you complete a goal, shout "Bingo!". You've won!
- The judge decides in the case of disputes